

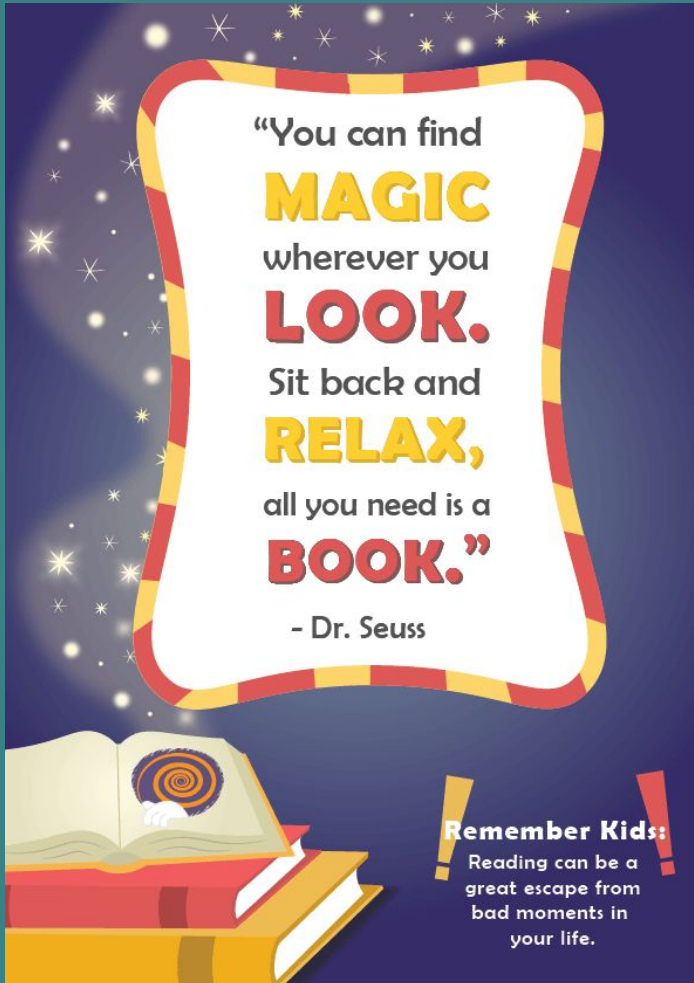


An Introduction to Phonics and Early Reading.

Welcome!

- What is phonics?
- The alphabetic code
- Blending
- Reading and books
- Reading at home
- Spelling
- Concerns about progress
- Questions and next steps





We love reading!

- Reading for pleasure
- Finding out information
- Reading the world around them
- Understanding forms and official documents
- Accessing learning

What is Phonics?

Phonics is the link between the words we read/say and the letters that represent each sound.

Phonics Terminology

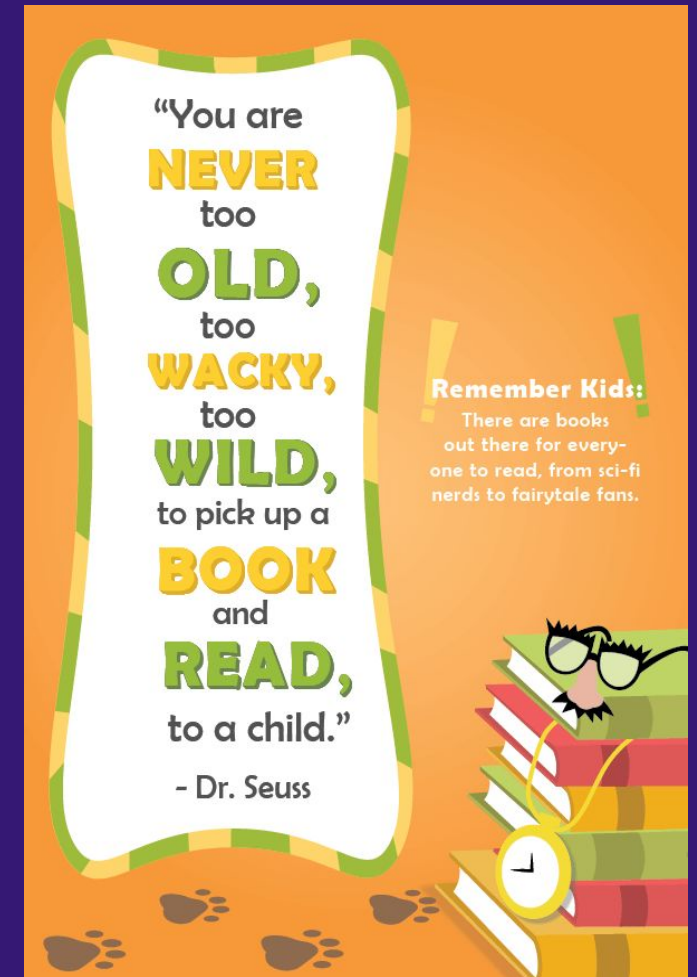
Phoneme - A single spoken sound, e.g. /c/

Grapheme - A grapheme is a letter or a sequence of letters that represent a phoneme/sound.

Phoneme/Grapheme Correspondance - match a phoneme (sound) to a grapheme (written representation)





























Segment - Segmenting a word is to break the word down into its component phonemes, e.g. hat = h-a-t.

Blend - Blending letter sounds (phonemes) together enables children to decode and read words. For example, h-a-t = hat.



Correct Pronunciation



Jj 	Vv 	Ww 	Xx 	Yy 	Zz 
zz 	qu 	ch 	sh 	th 	th 
ng 	ai 	ee 	igh 	oa 	oo 
oo 	ar 	or 	ur 	ow 	oi 
ear 	air 	ure 	er 		



The Alphabetic Code



**44
phonemes**

**Simple
Code**

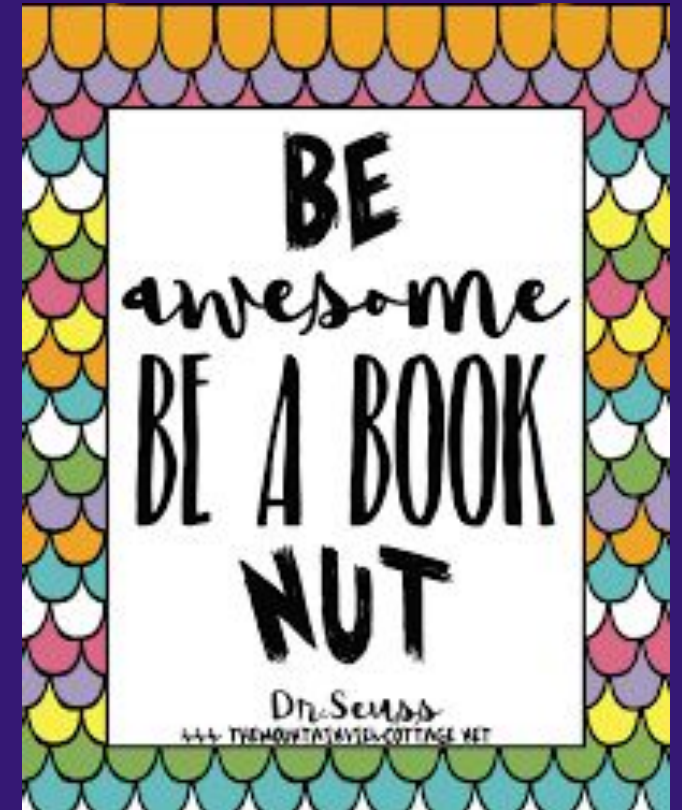
**Complex
Code**

Blending

- Pushing the phonemes together to make a word.



- Fun – Fun/ny - Fun/ni/est
- Crepuscular





Key Words

the

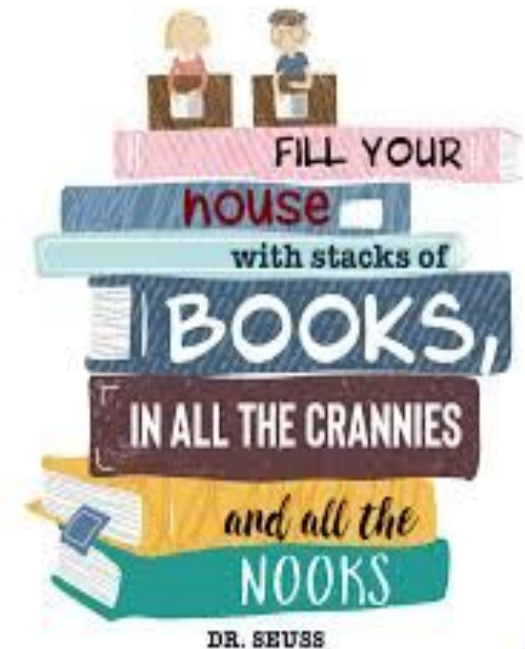
to

into

no

I

go



Reading and Books at Merley

Children will be given books precisely matched to their phonic attainment - this will be different for every child.

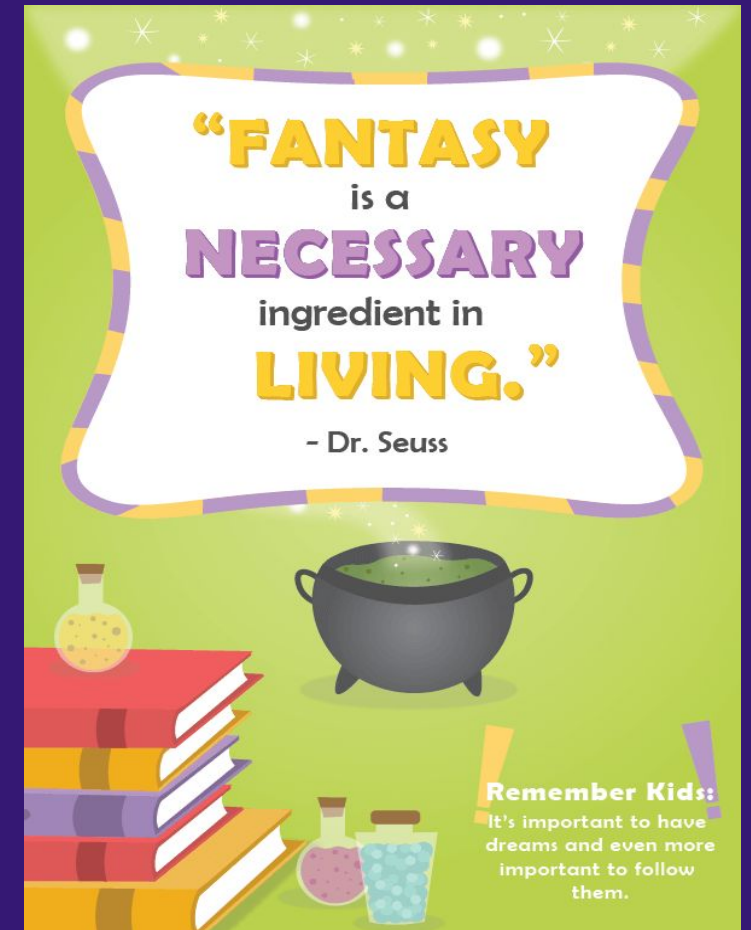
The time spent reading with your child should be a celebration of your child's reading - a chance to showcase their phonic expertise.



Why read each book 3 times?

- 1) Decoding
- 2) Fluency
- 3) Comprehension (Questions, predictions, characters feeling etc) and vocabulary.

Prosody (intonation, volume, pitch, rhythm).



Once Phonics are Secure

Once children are secure in **all their phonic sounds**, can read fluently and are able to decode words independently, they will move onto colour banded books.



Once Phonics are Secure

At Merley, our colour banded books are matched to the children's reading age.

Their reading age is assessed through an online tool. It assesses: the children's reading and their understanding of the text (comprehension). This then allows us to match a book to their reading age.

Like the phonics readers, coloured banded books should be able to be read fluently and the emphasis broadens to encompass more comprehension and vocabulary understanding.

Children's reading ages are reviewed throughout the year and their home reading books adjusted accordingly.





Reading at home

Your child reading to you.

- 5 – 10 minutes daily
- Choose a time that works for you, get comfortable and free from distractions.
- Make it part of your routine.
- Be positive and celebrate successes
- Be patient and let them try and work it out...if they need help...then work it out together.

Remember your child is on an amazing journey to becoming a reader.

Reading at home

You reading to your child

Your child will also bring home a
'Love to Read' book

which will be chosen each week by them from our
school library.

This book is for **you to read to your child** and for you
and your child to enjoy together.

By sharing this book together, you can further support
your child by talking about the story, characters,
exploring vocabulary and asking questions you will be
**supporting their understanding, developing their
comprehension skills and widening their
vocabulary.**







- Spending quality time together.
- Modelling how to read a book – tracking left to right, turning pages, identify title & illustrator.
- Asking questions about what has happened and characters' feelings.
- Explaining vocabulary
- Predicting what will happen next . How will the story end?
- Making connections - personal links.
- Share your love of reading!



Unlocking Letters and Sounds

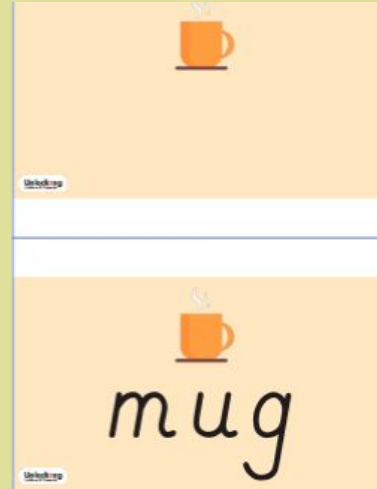
Actions, Images and Handwriting – Phase 2

- These are simple, clear actions that don't impede the child saying the sound
- The sound is only voiced once, so that the teacher can spot those children who are saying the sound slightly behind the rest of the group
- The actions also help warm up hands and fingers, ready for writing

GPC	Image	Action	Lower Case Letter Formation	Upper Case Letter Formation
s		Snake – Slithering snake action with arm	Up and over, around the other way	Up and over, around the other way
a		Arrow – Firing an arrow	Around, up, down and flick	Down, down, lift and across
t		Tap – Twisting a tap	Down and round, pencil off, across	Down from the top, lift and left to right across the top
p		Paint – Painting with a paintbrush	Down, up to the top, round to the middle	Down and back up, around to the middle

Spelling

- Segmenting words



- Daily writing as part of phonics lessons

Concerns about progress

- All children are different
- Discuss any concerns with teachers
- Teachers will assess your child regularly
- Interventions to support child in the specific skill they are struggling with
- Adaptations for children with SEND



Thank you for coming.

Any questions

